

Enjoy the book
and the activities
with your child
together



Read the title on the cover of the book and point to each word.

While reading the book out loud: ask questions about each page.

Let's sing together

Where is ...

SING TO THE TUNE OF FRÈRE
JACQUES AND INSERT YOUR
CHILD'S NAME AT THE *

Where is **Amy?**

Where is **Amy?**

Where is she?

Where is she?

What can she be doing?

What can she be doing?

Hiding from me!

Hiding from me!


BUILD UP THE ANTICIPATION
BEFORE YOU PULL THE SCARF
OFF AND CALL OUT:

"Ahh..... Boo!"

Let's craft together

Marshmallow Stamping

Set up this easy marshmallow stamping
with taste safe edible paint.



www.hellowonderful.co


Let's play together

Peek-a-boo

Here are some different
ways to play peek-a-boo.

- (1) Cover your eyes with your hands.
- (2) Put a towel over your face.
- (3) Hide behind an object and pop out.
- (4) Place a toy or stuffed animal under a cover and then pull away the cover.





Enjoy the book
and the activities
with your child
together



Read the title on the cover of the book and point to each word.

While reading the book out loud: ask questions about each page.

Let's sing together

Head, shoulders,
knees and toes

Head, shoulders,
knees and toes,
knees and toes,
knees and toes.

Head, shoulders,
knees and toes,
eyes, ears, mouth and nose.

Let's craft together

Cut out a body shape.
Cut out eyes, and nose
from an old magazine.

Touch, point, and name each
body part. Assist child with
adding each part to face.




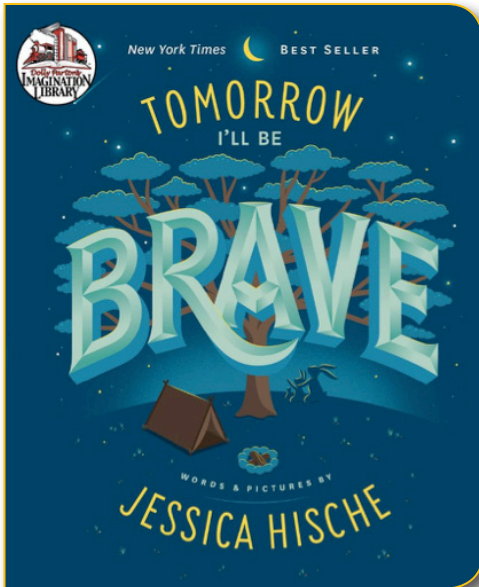
Let's play together

Body Parts

Point to eyes, nose, and
toes using your finger.

Wiggle fingers and encourage
your child to name body parts.





Enjoy the book
and the activities
with your child
together



Read the title on the cover of the book and point to each word.

While reading the book out loud: ask questions about each page.

Let's sing together

SING TO THE TUNE "IF YOU'RE HAPPY AND YOU KNOW IT"

If you're adventurous
and you know it
clap your hands...

If you're adventurous
and you know it
clap your hands...

If you're adventurous
and you know it and
your face will surely show it...

If you're adventurous
and you know it
clap your hands...

If you're strong
and you know it
raise your arms...

If you're smart
and you know it
turn around...

If you're curious
and you know it
nod your head...

If you're brave
and you know it
shout hooray...

Hooray!

Let's (finger-)play together

Yes I Am

SING TO THE TUNE "YES I CAN"

Little one, little one are you adventurous
(HOLD UP INDEX FINGER AND
MOVE IT FROM SIDE TO SIDE)
Yes, I am, Yes, I am, I am adventurous.

ADVENTUROUS

Little one, little one are you strong
(HOLD UP MIDDLE FINGER AND
MOVE IT FROM SIDE TO SIDE)
Yes, I am, Yes, I am, I am strong.

STRONG

Little one, little one are you smart
(HOLD UP RING FINGER AND
MOVE IT FROM SIDE TO SIDE)
Yes, I am, Yes, I am, I am smart.

SMART

Little one, little one are you curious
(HOLD UP PINKY FINGER AND
MOVE IT FROM SIDE TO SIDE)
Yes, I am, Yes, I am, I am curious.

CURIOUS

Little one, little one are you brave
(HOLD UP THUMB AND
MOVE IT FROM SIDE TO SIDE)
Yes, I am, Yes, I am, I am brave.


BRAVE

Let's spell together

Alpha Bits

Use Alpha Bits Cereal
to make the different
words in the book.





Enjoy the book
and the activities
with your child
together




Read the title on the cover of the book and point to each word.

While reading the book out loud: ask questions about each page.


Let's count together

Count and Smash



Let's snack & sort together

Food Activity



Let's (finger-) play together

Here is the Beehive

Here is the beehive (MAKE A FIST)

Where are the bees?

Hiding inside where nobody sees

Watch them come creeping out of the hive

One, two, three, four, five

(RELEASE ONE FINGER AT A TIME FROM THE FIST/HIVE)

...BUZZ-222

(WIGGLE FINGERS)

